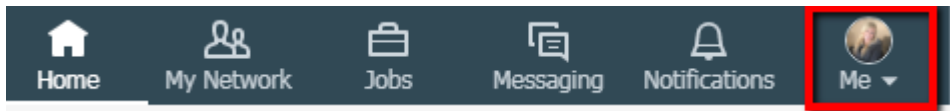
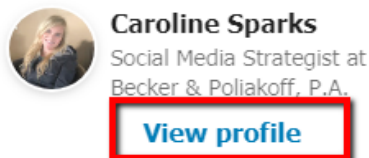


# How to Edit Your LinkedIn Profile

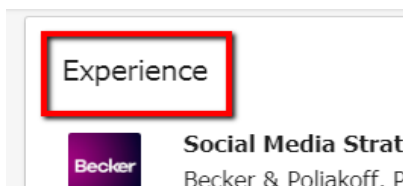
1. Click the Me icon at top of your LinkedIn homepage




2. Click View profile



3. Scroll down to the section you'd like to update, such as your introduction card, Experience section, or Skills & Endorsements.



4. Click the Edit icon to the right of the section you'd like to make changes to



5. Make changes in the fields provided

Title \*

6. Click Save

